



**C2R2MAX**

Version 04 – 11 January 2010



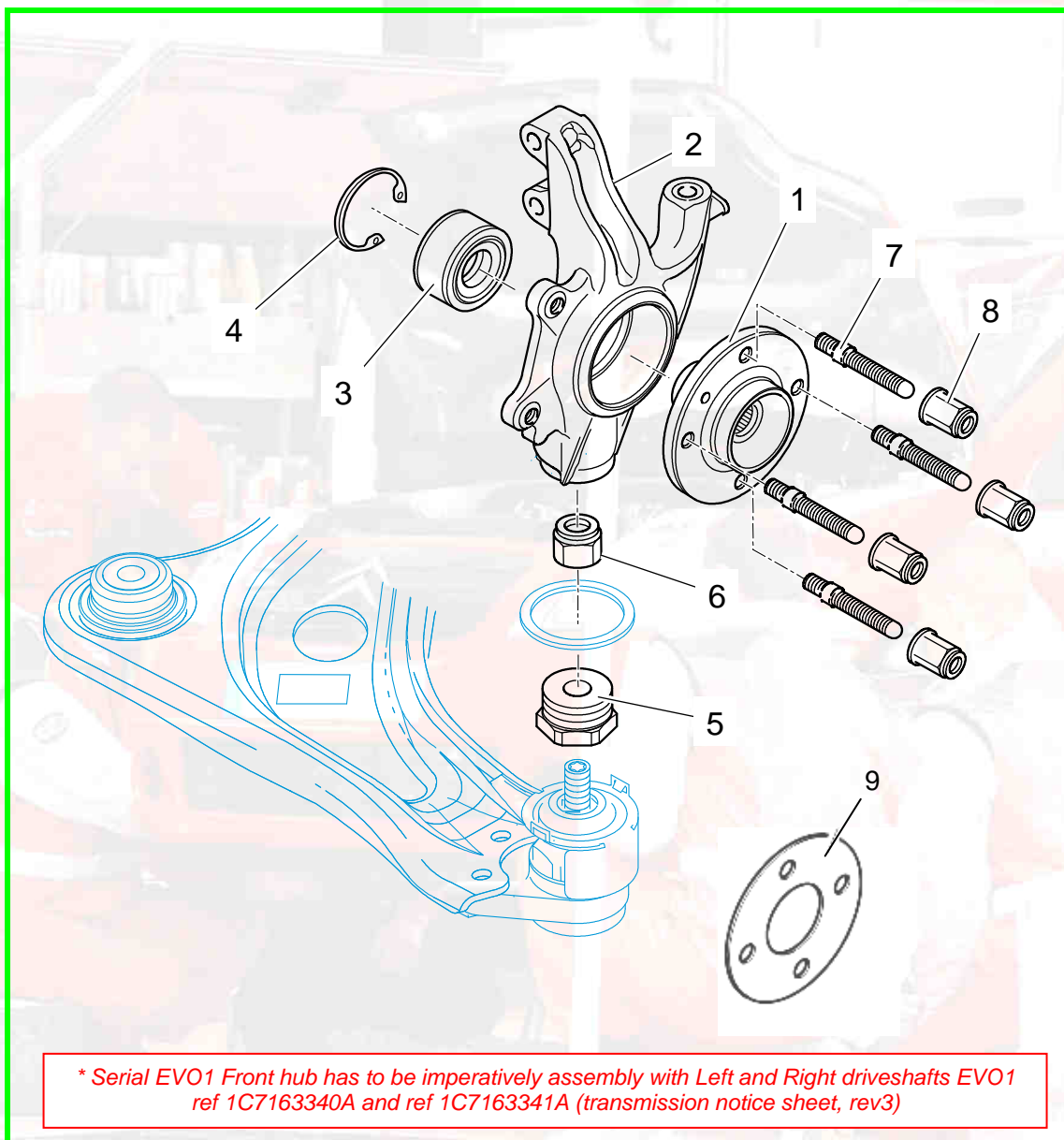
***E13***

***FRONT PIVOT***



# C2R2MAX

Version 04 – 11 January 2010




Ref	Part number	Qty	Description
1	1E1363338B	2	Front hub
2	9681648280	1	Bare left pivot
2	9681648180	1	Bare right pivot
3	9688134080	2	Bearing (SKF)
4	BCSP334535	2	Clips
5	1E1362959A	2	Pt D pivot extension
6	PS74017A10	2	Nut H simloc 14X200
7	1E1363152A	8	Wheel pin L=75mm
8	1E1327791B	8	Steel wheel nut
9	1E1361135A	2	5mm wheel spacer
1A	1E1363338B	2	*Front hub EVO1



### Hub pinning.

Fit the wheel pins ([ref. 7](#)) on the hub ([ref. 1](#)).



270


11 m.kg



### Assembling the pivot.

Fit the bearing ([ref. 3](#)) in the pivot ([ref. 2](#)) using a press; the sealed surface (Brown) must be turned to the inside (transmission side).

Install the fixing clips ([ref. 4](#)).



**E13**  
**Front Pivot**




**E**  
**FRONT END**  
**AND REAR END**



### Assembling the hub on the pivot.

Fit the hub ([ref. 1](#)) on the pivot ([ref. 2](#)) using a press.



***EVO 1 HUB (Ref 1A) : Follow the same way to assembly it.***





***Wheel spacers (ref 9) must be used on gravel specification (caliper/rim distance).***



**E13  
Front Pivot**



**E  
FRONT END  
AND REAR END**